

Band	3400 - 4200 / 4400 - 5000
Polarization	VH
Half-power Beam Width	360°

Model: VH360-3450FTD-UT45


Rev. 00

Electrical Specifications

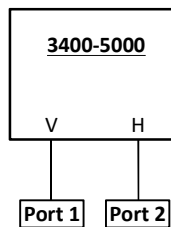
Operating Frequency Band [MHz]	3400 - 4200 / 4400 - 5000		
Frequency Range [MHz]	3400 - 3600	3600 - 4200	4400 - 5000
Polarization	Vertical / Horizontal		
Gain [dBi]	5		
Horizontal Beam Width [degrees]	360		
Vertical Beam Width [degrees]	30		
Electrical Uplift [degrees]	typical 45 (fixed)		
VSWR	≤ 2.0		
Maximum Input Power / Per Port [W]	15		
Impedance [Ω]	50		

Mechanical Specifications

Radome Material	Fiberglass
Connector Type	N Female x2
Mounting Hardware	option
Mast Diameter Adjustable	φ25mm - φ60mm (φ0.98inch - φ2.36inch)
Operating Temperature Range	-10 ~ +50°C (14-122°F)
Operating Humidity	0 - 85%RH
Enclosure Protection	IPX5
RF Connector Protection	IP67
Wind Load	15.4N @93.2MPH
Wind Velocity	134.2MPH
Weight	0.6kg (1.3lb) at max.
Dimension (Length x Diameter)	225 x φ45mm (8.87 x φ1.77inch)



Port Layout



Antenna Array Configurations

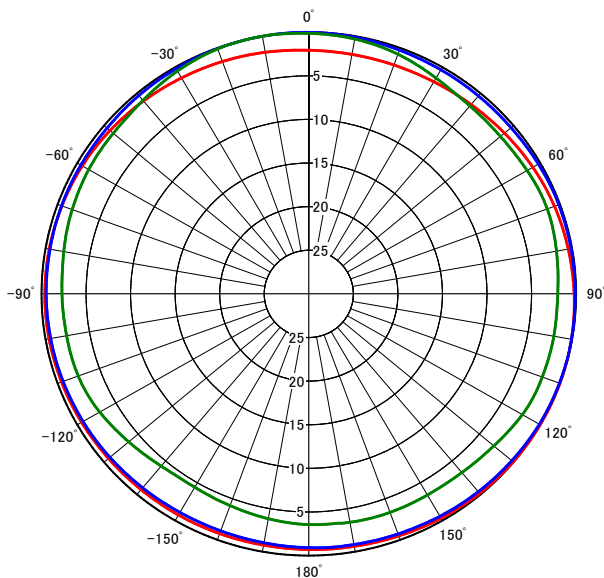


Antenna Bottom View



Horizontal Plane

- 3500MHz
- 3800MHz
- 4800MHz



Vertical Plane

- 3500MHz
- 3800MHz
- 4800MHz

